

E SERIES 132

PARTITIONS

PRODUCT SUMMARY

The E Series is a contemporary glass partition system. This robust aluminium suite offers an offset or twin-glazing design that delivers premium aesthetics in any commercial setting.

- Standard detail of 132mm x 25mm, 132mm x 35mm or 132mm x 50mm
- Offset or twin glazing design
- Can accommodate glass thicknesses between 6mm and 13mm
- Door thicknesses of 32mm – 45mm can be used
- Standard wall size based around 92mm steel stud with one layer of 13mm plaster board on each side

FINISHING OPTIONS

- The range is stocked in either a Mill or Anodised finish or can be Powdercoated to a colour of your choice
- An antimicrobial coating can also be applied for use in hygiene and medical spaces
- We also specialise in custom specifications upon request

SUSTAINABILITY

- All Himmel Aluminium partition suites carry the Declare label - ensuring they contain no harmful chemicals
- Life expectancy: 50+ years.
- End of life options: 100% reusable/recyclable

HANDLING, STORING AND MAINTENANCE

Aluminium has a high natural resistance to corrosive conditions. The principal things to guard against are surface abrasions or water stains. Water stain is a superficial condition, and the mechanical properties of the metal are not affected.

If aluminium arrives in a wet condition, it should be thoroughly dried before storing. This may be done by evaporation or through dry air currents. When the moisture is removed within a short period, no stain will result. The metal should not be stored near obvious water sources and should be kept at a reasonable distance from open doors and windows.

CLEANING

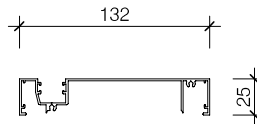
The surface of fabricated aluminium, whether untreated, anodised or coated, can be spoiled by improper care. If cleaned reasonably frequently then the mildest methods of washing will produce satisfactory results. The type of cleaning is governed by the finish, degree of soiling, size, shape, and location. The following cleaning methods are listed in order of mild too harsh. The mildest treatment should be tried on a small area and then should the next be examined.

1. Plain water
2. Water with mild soap or detergent
3. Solvents, e.g. kerosene, turpentine, white spirit
4. Non-etching chemical cleaner
5. Wax-base polish
6. Abrasives + Abrasive wax

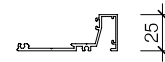
After cleaning, the surface should be washed and dried with a clean cloth to prevent streaking. If using proprietary cleaners, the manufacturer's recommendation should be followed carefully. If abrasives are used, the aluminium finish may be altered. If there is a grain in the finish, then cleaning should be performed with the grain. When all other methods fail it may be necessary to resort to heavy-duty cleaning with strong etching chemicals or coarse abrasives.

WARRANTY

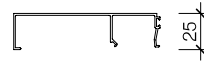
Our proven range of Himmel Aluminium partitioning suites carry a ten (10) year warranty from the date of installation. (Subject to terms + conditions)



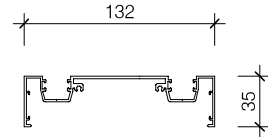
HAS332
AS132 OFFSET POCKET
CAPPING



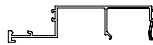
HAS033
ES104 OFFSET GLAZING
FRAME



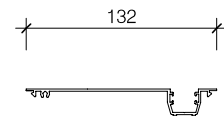
HAS334
ES132 OFFSET GLAZING
BEAD



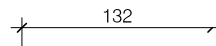
HAS335
ES132 TWIN GLAZING
MULLION FRAME



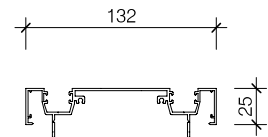
HAS336
ES132 TWIN GLAZING
BEAD



HAS338
ES132 OFFSET GLAZING SNAP
IN POCKET



HAS339
ES132 TWIN GLAZING
SNAP IN POCKET



HAS340
ES132 TWIN GLAZING
FRAME